

SWAYAM EXAMINATION

September 2020



Ministry Of Human Resource Development, New Delhi

1. AboutSWAYAM

SWAYAM is a programme initiated by Government of India and designed to achieve the three cardinal principles of Education Policy viz., access, equity and quality. The objective of this effort is to take the best teaching learning resources to all, including the most disadvantaged. SWAYAM seeks to bridge the digital divide for students who have hitherto remained untouched by the digital revolution and have not been able to join the mainstream of the knowledge economy.

2. SWAYAM Examination

Please read this brochure carefully before registering for SWAYAM examination September 2020. The last date for registration is 12th August 2020

Note: Please ensure that you do not select the same date and time slot for more than one examination

- a) The examination for the SWAYAM courses is scheduled to be held on 15th and 16th September 2020 (Tuesday & Wednesday).
- b) There will be two examinations on each day i.e. four examination slots.

Date	Exam Slot	Exam Timing
15 th September 2020	Slot 1	9:00 AM to 12:00 Noon
	Slot 2	2:00 PM to 5:00 PM
16 th September 2020	Slot 3	9:00 AM to 12:00 Noon
	Slot 4	2:00 PM to 5:00 PM

- c) The 169 SWAYAM courses for which the exams are going to be held have been divided among four slots.
- d) The slot wise examination schedule (list of courses) is available in **Annexure 1**.
In case candidate has enrolled for more than one course falling in the same slot the candidate has to make a choice carefully as to which course he/she would like to appear for exam. Please note that the candidate will be able to appear in exam for only one course in one slot. Once you select the course for exam and pay the fees it cannot be changed.
- e) The student/learner who has enrolled in any of the 169 courses is eligible for appearing for the examination of that course.
- f) The students who successfully clear the examinations i.e. score 40% or more will be issued a certificate by Ministry of Human Resource Development. In case of credit transfer the credits would be transferred to the concerned university/ Institute.
- g) The examination will be held in 125 cities across the country. The state wise list of centres (cities) is available in **Annexure 2**.

- h) The examination fee for each course is Rs. 1000/- for general candidates and Rs. 500/- for SC/ST/OBC/PwD candidates with disability $\geq 40\%$. The original certificate should be produced at the exam centre for verification.

2. Procedure for exam registration

- a) The student after login should fill the Basic Information, College Details, Address Details, and Upload Photograph & Signature.
- b) Select the course in which student wants to register for the examination.
- c) You have to select the Exam Date followed by course name, the exam centre by first selecting the state and then the city within the state.
- d) You have to give three choices for your exam centres. All three choices are mandatory.
- e) Please note that in case there are less than 10 students opting for an exam centre (city) no exam will be held in that centre. So you are advised to give all three choices in their order of preference.
- f) After filling all choices click on “Add course to cart” button. You can preview the course you have selected by clicking on “Preview Cart” button.
- g) Check the details and click on “Preview & Checkout Button”
- h) Check all details on preview page. If you wish to edit the exam city choices then you have to delete the selected course(s) and again add the course(s) with desired exam city choices.
- i) Now, you can proceed with the payment.
- j) You can select ONLINE PAYMENT mode and then do the payment using Credit card / Debit card / Net Banking.
- k) After making payment you can check the payment receipt under Course detail tab.
- f) The procedure for downloading the Hall ticket will be emailed to all the students who have registered for the exam. The information will also be available on SWAYAM website (swayam.gov.in) at least two weeks before the examination.
- g) Step by step screenshots of procedure for exam registration are available in **Annexure3**.

3. For students who want to appear in multiple exams

Please note that student would be able to choose only one course in each slot i.e. student can appear for a maximum of four exams spread across four slots. Those students who are doing multiple courses should ensure that the courses that they are choosing for examination are in different slots.

4. Last date for registration

The last date for registration for SWAYAM examination is 12th August 2020

5. Contact Us

For any further clarifications students can contact us through the toll free helpline number 18001219025 or write to us at support@swayam.gov.in (with Subject as : **“SWAYAM September 2020 EXAM”**)

*****End of Document*****

Examination Schedule Slot 1**15th September 2020, 9 AM to 12 Noon**

S.N.	Course Code	Course Title
1.	ntr20-ed09	Academic and Research Report
2.	cec20-hs25	Access to Justice
3.	imb20-mg25	Advanced Corporate Strategy
4.	cec20-hs08	Agricultural Geography
5.	cec20-hs11	Ancient Greek and Medieval Philosophy
6.	cec20-cs02	Art of C Programming
7.	nou19-hs08	BAL-001: Basics Of Arabic
8.	cec20-ge09	Basics of Photography
9.	nou20-ag05	Certificate course in Environmental Sustainability
10.	cec20-lb01	Coordination Chemistry, States of Matter and Chemical Kinetics
11.	cec20-hs21	Corporate Tax Planning
12.	imb20-mg09	Customer Relationship Management
13.	nou20-ed01	Design and Facilitation of E-Learning Courses
14.	cec20-ed07	Educational Administration, Management and leadership in School Education
15.	cec20-hs13	Environmental Economics
16.	cec20-bt06	Evolutionary Biology
17.	cec20-mg09	Finance for Non-Finance
18.	nou20-ag02	Food laws and standards
19.	cec20-ag05	Functional Foods and Nutraceuticals
20.	cec20-mg02	Fundamentals of Business and Accounting for Managers
21.	cec20-ge03	Home Science - Extension and Communication Management - Level 2
22.	ntr20-ed04	ICT in Teaching and Learning
23.	cec20-lg02	Indian Culture & History (भारतीयसंस्कृति: इतिहासश्च)
24.	imb20-mg22	Innovation and Start-up Policy
25.	cec20-ge02	Introduction to Advertising
26.	imb20-mg17	Introduction to Banking and Financial Markets.
27.	nou20-lb01	Library Automation and Digitisation
28.	imb20-mg05	Management Accounting for Decision Making
29.	imb20-mg04	Managing Innovation
30.	cec20-mm02	Metamorphic Petrology & Thermodynamics
31.	cec20-ma07	Organic Chemistry 1

32.	imb20-mg13	Organizational Design : Creating Competitive Advantage
33.	cec20-ma08	Partial Differential Equations
34.	cec20-hs02	Pattern of Capitalism in Europe: C.16th to the 20th C.
35.	cec20-ag02	Post Harvest Management of Fruits and Vegetables
36.	cec20-ma01	Probability and Statistics
37.	cec20-ed01	Psychology Of Development And Learning
38.	cec20-hs19	Socio Economic Offences
39.	cec20-mg11	Supply chain management
40.	ntr20-ed18	Technical Education System
41.	cec20-ma12	Topology
42.	ntr20-ed23	Transforming Instruction Through Blended Classroom
43.	nou19-hs04	TS-1: Foundation Course In Tourism
44.	cec20-lb04	Web Content Management

Examination Schedule Slot 2

15th September 2020, 2 PM to 5 PM

S.N.	Course Code	Course Title
1.	ntr20-ed01	Accreditation for Diploma Engineering Programmes
2.	cec20-hs22	Advanced Constitutional Law
3.	cec20-cs08	Animations
4.	imb20-mg18	Banking and Financial Markets: A Risk Management Perspective.
5.	nou20-hs01	Basics of Russian-Part 1
6.	cec20-bt09	Biomolecules: Structure, Function in Health and Disease
7.	cec20-ar01	City and Metropolitan Planning
8.	nou20-lb03	Database and Content Organisation
9.	ntr20-ed13	Development of Self learning material
10.	cec20-ma09	Discrete Data Analysis.
11.	cec20-hs03	Emergence of Early Historic India (300BCE-750CE) -History of Pre-medieval India (History of India 300 AD – 750 AD)
12.	cec20-ag04	Food Microbiology and Food Safety
13.	cec20-mg10	Fundamentals of Financial Management
14.	cec20-bt03	Genetics and Genomics
15.	cec20-ig05	Hindi BhashakaUdbhavaurVikas
16.	cec20-as01	Hindustani Raga Sangeet - Level 3
17.	cec20-ge05	Human Development and Family Studies
18.	cec20-hs24	Human Rights in India
19.	cec20-ge04	Intellectual Property Rights and Competition Law in India
20.	imb20-mg16	Intellectual Property Rights: A Management Perspective
21.	nou20-cm01	Introduction to GST
22.	ntr20-ed10	Laboratory and Workshop Management
23.	ntr20-ed05	Learning and Instruction
24.	ntr20-ed19	Learning Management System
25.	imb20-mg01	New Product Development
26.	cec20-cs06	Operating Systems
27.	imb20-mg15	Operations Management
28.	cec20-mg03	Organizational behaviour
29.	cec20-ed02	Perspectives on Education
30.	cec20-hs09	Physical Geography-II (Climatology & Oceanography)

31.	cec20-bt07	Principles of BioTechnology
32.	cec20-cs04	Problem solving Aspects and Python Programming
33.	ntr20-ed07	Quality Assurance in Engineering Education
34.	imb20-mg24	Quantitative Marketing Research
35.	cec20-ge08	Reporting and Editing for Print
36.	cec20-mg01	Retail Management
37.	cec20-ge13	Solid and hazardous Waste Management
38.	cec20-hs20	State and Local Governance: Machinery & Processes
39.	imb20-mg07	Strategic Management
40.	ntr19-ed23	Student Psychology
41.	nou20-ag01	Technology of Fermented, Cheese, Ice-cream and By-products
42.	cec20-lg01	समकालीन अस्मितामूलक विमर्श

Examination Schedule Slot 3**16th September 2020, 9 AM to 12 Noon**

S.N.	Course Code	Course Title
1.	cec20-ma04	Academic Writing
2.	ntr20-ed02	Accreditation for Undergraduate Engineering Programmes
3.	cec20-ge07	Advertising
4.	cec20-bt10	Analytical Techniques
5.	cec20-cs10	Artificial Intelligence
6.	nou19-hs09	BAL-002: Communication Skills
7.	cec20-ma05	Biostatistics and Mathematical Biology
8.	cec20-mg07	Business Planning & Project Management
9.	nou20-ag07	Commercial Fruit Production: Pomegranate & Guava
10.	imb20-mg20	Consumer Buying Behaviour
11.	cec20-cs05	Course in Information Technology
12.	imb20-mg11	Creating Happy and Meaningful career
13.	cec20-ge06	Diet management in health and disease
14.	cec20-cm01	Direct Tax - Laws and Practice
15.	cec20-ma02	Discrete Mathematics
16.	cec20-ed06	E-assessment
17.	cec20-ma06	Econometric Analysis
18.	cec20-hs14	Econometric Methods
19.	ntr20-ed15	Graphics and Animation Development
20.	cec20-lg03	Hindi GadyaSahitya : Katha Sahitya
21.	cec20-hs04	History of Indian Independence (1857-1950)
22.	cec20-bt05	Immunology
23.	nou20-ag03	Indian Agricultural Development
24.	cec20-hs18	Intellectual Property
25.	nou20-cs01	Introduction to Cyber Security
26.	cec20-ge01	Introduction To Film Studies
27.	cec20-ge10	Introduction to Forensic Science Police Science
28.	imb20-mg14	Introduction to Managerial Economics
29.	imb20-mg02	Introduction to Retail Management
30.	imb20-mg23	Manufacturing Competitiveness

31.	cec20-hs01	Mughal India (1550-1605)
32.	cec20-ma10	Operations Research
33.	nou19-hs06	ORU-001: Communication Skills-I
34.	cec20-bt01	Plant Physiology and Metabolism
35.	ntr20-ed12	Problem Based learning
36.	ntr20-ed08	Redefining laboratory Instruction through Virtual laboratory
37.	cec20-hs17	Research Methodology
38.	cec20-hs10	Resources and Environment
39.	cec20-bt08	Sericulture Technology
40.	cec20-cs07	Software Engineering
41.	cec20-mg04	Statistics for Business Economics
42.	ntr19-ed25	Strategic Planning for Technical Institution
43.	imb20-mg08	Strategy and the Sustainable Enterprise
44.	nou19-hs05	TS-2: Tourism Development Products, Operations And Case Studies

Examination Schedule Slot 4**16th September 2020, 2 PM to 5 PM**

S.N.	Course Code	Course Title
1.	cec20-bt02	Applied Entomology
2.	nou20-ag06	Awareness Programme on Solar Water Pumping System
3.	cec20-ed03	B. Ed (English) Pedagogy of Teaching English
4.	cec20-ge11	Biomass Characterization
5.	imb20-mg03	Brand Management
6.	cec20-lb02	Chemical Energetics, Equilibria and Functional Group Organic Chemistry-I
7.	cec20-ed05	Communication Technologies in Education
8.	cec20-cs01	Computer Networks
9.	cec20-hs23	Corporate Law
10.	cec20-hs16	Criminal Justice Administration
11.	cec20-mm01	Crystallography & Mineralogy
12.	cec20-cs09	Cyber Security
13.	cec20-cs03	Design and Analysis of algorithms
14.	cec20-lb03	Digital Library
15.	ntr20-ed11	E- Content Development
16.	imb20-mg12	Effective Business Communication
17.	cec20-ge12	Environmental Law
18.	imb20-mg06	Financial Accounting and Analysis
19.	cec20-mg05	Financial Management
20.	cec20-ed04	Fitness Management
21.	cec20-mg08	Fundamentals of Banking and Insurance
22.	ntr20-ed03	Fundamentals of Curriculum in Engineering Education
23.	cec20-ma03	Graph Theory
24.	nou20-lb04	Information Sources and Library Services
25.	imb20-mg10	Introduction to Marketing Essentials
26.	nou20-ag04	Introduction to Poultry Farming
27.	cec20-hs05	Making of Contemporary India
28.	imb20-mg21	Marketing and Innovation
29.	cec20-mg06	Marketing Management
30.	cec20-as02	Natya Shastra
31.	cec20-ma11	Numerical Analysis

32.	cec20-ag01	Nutritional and Clinical Biochemistry
33.	nou19-hs07	ORUL-002 :Communication Skills-II
34.	imb20-mg19	Predictive Analytics
35.	cec20-ag03	Principles of Seed Technology
36.	ntr20-ed06	Research in Technical Education
37.	cec20-lg04	SahityaKaltiharsDarshan
38.	cec20-hs06	Some Aspects of Society & Economy of Modern Europe 15th – 18th C.
39.	nou20-bt01	Sustainable Management of Biodiversity

SWAYAM ExaminationCentres(cities)

The following table gives list of the cities in which SWAYAM Examination September 2020 is planned to be held.

Sr No.	State	City	City Code
1	Andhra Pradesh	Guntur	AP07
2	Andhra Pradesh	Kakinada	AP09
3	Andhra Pradesh	Kurnool	AP10
4	Andhra Pradesh	Nellore	AP11
5	Andhra Pradesh	Rajahmundry	AP13
6	Andhra Pradesh	Tirupathi	AP16
7	Andhra Pradesh	Vijayawada	AP17
8	Andhra Pradesh	Visakhapatnam	AP18
9	Andhra Pradesh	Vizianagaram	AP19
10	Arunachal Pradesh	Itanagar/Naharlagun	AL01
11	Assam	Dibrugarh	AM01
12	Assam	Guwahati	AM02
13	Assam	Jorhat	AM03
14	Assam	Silchar (ASSAM)	AM04
15	Assam	Tezpur	AM05
16	Bihar	Arrah	BR09
17	Bihar	Bhagalpur	BR02
18	Bihar	Darbhanga	BR04
19	Bihar	Muzaffarpur	BR06
20	Bihar	Patna	BR07
21	Bihar	Purnea	BR08
22	Chandigarh	Chandigarh/Mohali	CH01
23	Chhattisgarh	Bhilai Nagar	CG01
24	Chhattisgarh	Bilaspur	CG02
25	Chhattisgarh	Raipur	CG03
26	Delhi	New Delhi	DL01
27	Gujarat	Ahmedabad/Gandhinagar	GJ01
28	Gujarat	Anand	GJ02
29	Gujarat	Mehsana	GJ08
30	Gujarat	Rajkot	GJ10
31	Gujarat	Surat	GJ11
32	Gujarat	Vadodara	GJ12
33	Haryana	Ambala	HR01
34	Haryana	Faridabad	HR03
35	Haryana	Gurugram	HR04
36	Haryana	Yamuna Nagar	HR10
37	Himachal Pradesh	Hamirpur	HP03
38	Jammu and Kashmir	Jammu	JK02
39	Jharkhand	Bokaro Steel City	JH01
40	Jharkhand	Dhanbad	JH02
41	Jharkhand	Jamshedpur	JH03
42	Jharkhand	Ranchi	JH04
43	Karnataka	BELAGAVI(BELGAUM)	KK02
44	Karnataka	Bengaluru	KK04
45	Karnataka	Dharwad/Hubballi(Hubli)	KK10
46	Karnataka	Gulbarga	KK08
47	Karnataka	Mangaluru(Mangalore)	KK12

48	Karnataka	Mysuru(Mysore)	KK14
49	Karnataka	Shivamoga(Shimoga)	KK15
50	Karnataka	Udupi/Manipal	KK17
51	Kerala	Ernakulam	KL04
52	Kerala	Kannur	KL07
53	Kerala	Kollam	KL09
54	Kerala	Kottayam	KL11
55	Kerala	Kozhikode	KL12
56	Kerala	Thiruvananthapuram	KL17
57	Kerala	Thrissur	KL18
58	Madhya Pradesh	Bhopal	MP03
59	Madhya Pradesh	Gwalior	MP06
60	Madhya Pradesh	Indore	MP07
61	Madhya Pradesh	Jabalpur	MP08
62	Madhya Pradesh	Sagar	MP12
63	Madhya Pradesh	Satna	MP13
64	Madhya Pradesh	Ujjain	MP15
65	Maharashtra	Amravati	MR03
66	Maharashtra	Aurangabad	MR04
67	Maharashtra	Jalgaon	MR13
68	Maharashtra	Kolhapur	MR14
69	Maharashtra	MUMBAI/NAVI MUMBAI	MR16
70	Maharashtra	Nagpur	MR17
71	Maharashtra	Nanded	MR18
72	Maharashtra	Nashik	MR19
73	Maharashtra	Pune	MR22
74	Meghalaya	Shillong	MG01
75	Mizoram	Aizawl	MZ01
76	Nagaland	Kohima	NL02
77	Odisha	Balasore	OR02
78	Odisha	Berhampur-Ganjam	OR03
79	Odisha	Bhubaneswar	OR04
80	Odisha	Cuttack	OR05
81	Odisha	Dhenkanal	OR06
82	Odisha	Rourkela	OR08
83	Odisha	Sambalpur	OR09
84	Punjab	Amritsar	PB01
85	Punjab	Bhatinda	PB02
86	Punjab	Jalandhar	PB04
87	Punjab	Ludhiana	PB05
88	Punjab	Patiala	PB08
89	Rajasthan	Ajmer	RJ01
90	Rajasthan	Bikaner	RJ05
91	Rajasthan	Jaipur	RJ06
92	Rajasthan	Jodhpur	RJ07
93	Rajasthan	Sikar	RJ09
94	Rajasthan	Udaipur	RJ11
95	Tamil Nadu	Chennai	TN01
96	Tamil Nadu	Coimbatore	TN02
97	Tamil Nadu	Madurai	TN08
98	Tamil Nadu	Salem	TN11
99	Tamil Nadu	Tiruchirappalli	TN14
100	Tamil Nadu	Tirunelveli	TN15
101	Telangana	Hyderabad	TL01
102	Telangana	Karimnagar	TL02
103	Telangana	Warangal	TL07

104	Uttar Pradesh	Ghaziabad	UP07
105	Uttar Pradesh	Meerut	UP14
106	Uttar Pradesh	Noida/Greater Noida	UP09
107	Uttar Pradesh	Agra	UP01
108	Uttar Pradesh	Aligarh	UP02
109	Uttar Pradesh	Allahabad	UP03
110	Uttar Pradesh	Bareilly	UP04
111	Uttar Pradesh	Gorakhpur	UP08
112	Uttar Pradesh	Jhansi	UP10
113	Uttar Pradesh	Kanpur	UP11
114	Uttar Pradesh	Lucknow	UP12
115	Uttar Pradesh	Moradabad	UP15
116	Uttar Pradesh	Muzaffarnagar	UP16
117	Uttar Pradesh	Varanasi	UP18
118	Uttarakhand	Dehradun	UK01
119	Uttarakhand	Haldwani	UK02
120	Uttarakhand	Roorkee	UK06
121	West Bengal	Asansol	WB01
122	West Bengal	Hooghly	WB06
123	West Bengal	Kalyani	WB08
124	West Bengal	Kolkata	WB10
125	West Bengal	Siliguri	WB11

Steps for Exam Registration

1. Click on the [REGISTER](#) link on the exam form landing page -

SWAYAM Examination September 2020
(CEC, IIMB, IGNOU & NITTTR Courses)

Students who are enrolled for SWAYAM courses can register for the SWAYAM examination

SWAYAM Examination will be held on 15th and 16th September 2020

**** Please read the SWAYAM examination guide carefully before registering for exam****

[SWAYAM EXAMINATION GUIDE](#)

[REGISTER](#)

[Best viewed on Google Chrome](#)

2. Choose the option to login and login with your username and password -

MHRD | Government of India
Ministry of Human Resource Development

All India Council for Technical Education

[HOME](#) [ABOUT SWAYAM](#) [ALL COURSES](#) [NATIONAL COORDINATORS](#)

Login:
Login into SWAYAM using Facebook, Google, Microsoft or SWAYAM account.

[Microsoft](#) [Google](#) [Facebook](#)

OR

Username

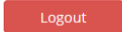






Password

[Sign in](#)

[Forgot your password?](#)

Don't have an account? [Sign up now](#)

3. Once you logged-in successfully, Registration form will appear , Fill basic information -



Registration for September 2020 Examination

Basic Information

College Details

Address Details


Photo And Signature

Add Course

Personal Details

Note:
Best viewed on Google Chrome
Use Mouse to move between fields for entry of data instead of using Tab Key.
Fields marked with * are mandatory.
**** YOU'RE NOT ALLOWED TO CHANGE NAME, PWD INFO AND CASTE CATEGORY INFO ONCE YOUR PROFILE IS SAVED****
**** DOB/GENDER IS NOT EDITABLE ONCE YOU PAY FOR ANY COURSE ****
**** ALL THE FIELDS WHILE BE LOCKED ONCE YOU SUCCESSFULLY PAY FOR ANY COURSE ****

*Applicant Full Name

 Profile Sync

The name entered here will appear in your certificate. No further changes will be entertained.

*Date of Birth

Date

Day


Month

Year

This field is not editable once you successfully paid for any course.

Date of birth will be verified against a Govt. issued Id card at the venue of the exam. Ensure that the data given is correct. **No changes will be entertained after this form is submitted.**


*Email Id.

 qastudent2.0@gmail.com


Your email id must be unique and is your identity. Your assignment submissions will be identified with this Email id.

*Gender
(Not Editable after payment)

☐ Male ☐ Female ☐ Other




*Mobile No.




The mobile number entered here, will be used for sending important SMS regarding the exam.

*Confirm Mobile No.



Alternate Mobile/Landline No with STD Code.



Note: Please note! Once you save the profile you cannot change this field. Additional student information.

*Are you physically challenged?:

☐ Yes ☐ No

*Do you belong to the SC/ST/OBC category?:

☐ Yes ☐ No


NEXT


Disclaimer

➤ For PWD student-


- If you are physically challenged, then select 'Yes' on the radio button
- choose Type of disability from the drop down
- Yes/No for percentage disability radio button, if your disability is $\geq 40\%$ please select Yes. Based on your selection you will be eligible for fee waiver of 50 % .
- Upload the valid disability certificate.

Note: Additional student information.

*Are you physically challenged?: ☒ Yes ☐ No 

Type. Visually Impaired with scribe 

If your disability is $\geq 40\%$, please select Yes and upload a valid PwD certificate issued by a notified medical authority (Group of Doctors/ Health Directorate/ Medical Officer).

*If your disability is $\geq 40\%$ please select Yes: ☒ Yes ☐ No 

*Please upload your valid disability certificate. Choose File No file chosen

"Please upload a valid PwD certificate issued by a notified medical authority (Group of Doctors/ Health Directorate/ Medical Officer)."

➤ For SC/ST/OBC category students-

- If you belong to SC/ST/OBC category, then select 'Yes' on the radio button
- choose Type of category from the drop down
- Based on your selection you will be eligible for fee waiver of 50 %
- Upload the valid SC/ST/OBC certificate

*Do you belong to the SC/ST/OBC category?:

☒ Yes ☐ No 

Category:

*Please upload your valid SC/ST/OBC certificate.

[Choose File](#) No file chosen

"Applicants who claim to be in any of the category SC/ST/OBC have to submit valid document issued by competent authority, to qualify for the reduced fee. Authorities Empowered to Issue Certificates (SC/ST/OBC): District Magistrate/ Additional District Magistrate/ Collector/ Deputy Collector/ Deputy Commissioner/ Additional Deputy Commissioner/ 1st Class Stipendiary Magistrate/ City Magistrate/ SubDivisional Magistrate/ Taluk Magistrate/ Executive Magistrate/ Extra Assistant Commissioner. Chief Presidency Magistrate/ Additional Chief Presidency Magistrate/ Presidency Magistrate Revenue Officer not below the rank of Tahsildar SubDivisional Officer of the area where the Candidate and/or her/his family normally resides Administrator/ Secretary to Administrator/ Development Officer (Lakshadweep Islands) Certificate issued by any other official will not be accepted.

4. Fill college/organizationDetails –



Logout

Registration for September 2020 Examination

Basic Information

College Details

Address Details

Photo And Signature

Add Course

College / Organization Details

*Your Current Role ☒ Student ☐ Faculty ☐ Other

*State(College / Organization location):

*City(College / Organization location):

*Name of College:

*University Name:

*Roll Number:

*Enrollment Number:

Other Details

*How did you know about these courses?:

*Motivation for doing the course?:

*Are you taking this exam for Credit Transfer?: ☐ Yes ☐ No

*Can we share your score information with your college/Organization?: ☐ Yes ☐ No

*Can we share your contact information with potential employers?: ☐ Yes ☐ No

[BACK](#) [NEXT](#)



Disclaimer

- Choose credit transfer, score sharing and contact sharing preferences - If you don't wish to share the related information college/organization, please select No.


*Are you taking this exam for Credit Transfer?: ☒ Yes ☐ No ✓

*Can we share your score information with your college/Organization?: ☒ Yes ☐ No


☐ I agree and understand that my registration details, hall ticket, exam score and e-certificate will be shared with college/Organization.


*Can we share your contact information with potential employers? ☒ Yes ☐ No ✓


[← BACK](#) [NEXT →](#)





5. Fill Address details –

 Basic Information

 College Details


 Address Details

 Photo And Signature


 Add Course

Address Details


Door No./Apartment Name & Street Name:

 ADDRESS ✓ 73


Village/Town/Area:

 TOWN ✓ 16


Country:

 India


State:

 Maharashtra ▼


City/District:

 Mumbai City ▼

Pincode:

 440023

Address:



☒ I hereby confirm that the given address is correct ✓

6. Upload your photo and signature –

Note –

- Be careful while uploading photo and signature, you will not be able to change it later once saved.
- The maximum file size is 150 kB (kilo bytes).

Basic Information

College Details

Address Details

Photo And Signature

Add Course

Photo and Signature Upload

Note:

Face should occupy about 50% of the area in the photograph, and with a full face view looking into the camera directly. The maximum file size is 150 kB (kilo bytes). To avoid upload error please open your images in MS Paint and save them in **jpeg** format within file upload size limit. Hall ticket will not be generated and you will not be allowed to write the exam if you submit: SELFIES, BLURRED IMAGES, PHOTOS of SOMEONE ELSE, DUMMY PHOTOS, GROUP PHOTOS, FULL SIZED PICS, etc.

Not Acceptable Photo & Signature Sample

Acceptable Photo & Signature Sample

Important Note:
If the photo & signature you upload do not match the given specifications, your exam registration will be cancelled and you will not be allowed to write the exam!

Upload Photo:

Choose File No file chosen

Upload Signature:

Choose File No file chosen

BACK

SAVE & NEXT

7. Add course to cart for payment –

Note –you can add multiple courses (Total of 4 courses allowed - 2 per exam date)

- Select the Exam date from the drop down

The screenshot shows a web form titled "Course Details". On the left is a vertical sidebar with five menu items: "Basic Information", "College Details", "Address Details", "Photo And Signature", and "Add Course". The "Add Course" item is highlighted with a blue background and a white arrow pointing right. The main content area has a header "Course Details" and a button "View Courses already in cart". Below this is a blue banner with the text "Add Multiple Courses (Note: Total of 4 courses allowed - 2 per exam date)". The form contains a field labeled "*Exam Date:" with a dropdown menu currently showing "Select Exam Date". A large blue arrow points to this dropdown. At the bottom of the form are two buttons: "BACK" and "PROCEED". A "Disclaimer" link is located below the "PROCEED" button.

- Select the course from the drop down

This screenshot shows the same "Course Details" form, but with more information entered. The "*Exam Date:" dropdown now shows "2019-11-9". Below it, the "*Course Details:" dropdown shows "-- Select --". A large blue arrow points to the "Course Details" dropdown. The "*Exam Session:" field is empty. The sidebar and other form elements remain the same as in the previous screenshot.

- Upon selecting the date and Course , exam session/slot will get populated.

The screenshot shows a web interface for 'Course Details'. On the left is a sidebar with four menu items: 'Basic Information' (with a document icon), 'College Details' (with a building icon), 'Address Details' (with a location pin icon), and 'Photo And Signature' (with a photo icon). The main content area is titled 'Course Details' and contains a blue button 'View Courses already in cart'. Below this is a blue banner with the text 'Add Multiple Courses (Note: Total of 4 courses allowed - 2 per exam date)'. The form below has three rows of dropdown menus, each with a label starting with an asterisk: '*Exam Date:' with the value '2019-11-9', '*Course Details:' with the value 'New Product Development', and '*Exam Session:' with the value '09:00 AM - 12:00 PM, 09th-Nov-2019'. A large blue arrow points from the right towards the '*Exam Session:' dropdown.

- Select the exam city and state preferences –

Select the checkbox next to text “Please check this box to select exam cities. Note that, the 3 cities chosen here will be applied to all courses for which you are writing an exam.” to select the cities.

You must select 3 cities as exam location preferences. (Mandatory selection)



CEC



NITTTR



IGNOU



IIMB



UGC

Logout

Registration for September 2020 Examination

Basic Information

College Details

Address Details

Photo And Signature

Add Course

Course Details

View Courses already in cart

Add Multiple Courses (Note: Total of 4 courses allowed - 2 per exam date)

*Exam Date: 2020-09-15

*Course Details: Metamorphic Petrology & Thermodynamics

*Exam Session: 09:00 AM - 12:00 PM

☒ Please check this box to select exam cities. Note that, the 3 cities chosen here will be applied to all courses for which you are writing an exam.

1st Exam City And State Choice:

*Exam State : --Select Exam state--

*Exam City : Select Exam city

2nd Exam City And State Choice:

*Exam State : --Select Exam state--

*Exam City : Select Exam city

3rd Exam City And State Choice:

*Exam State : --Select Exam state--

*Exam City : Select Exam city

Amount: ₹1

Add Course To Cart

BACK

PROCEED

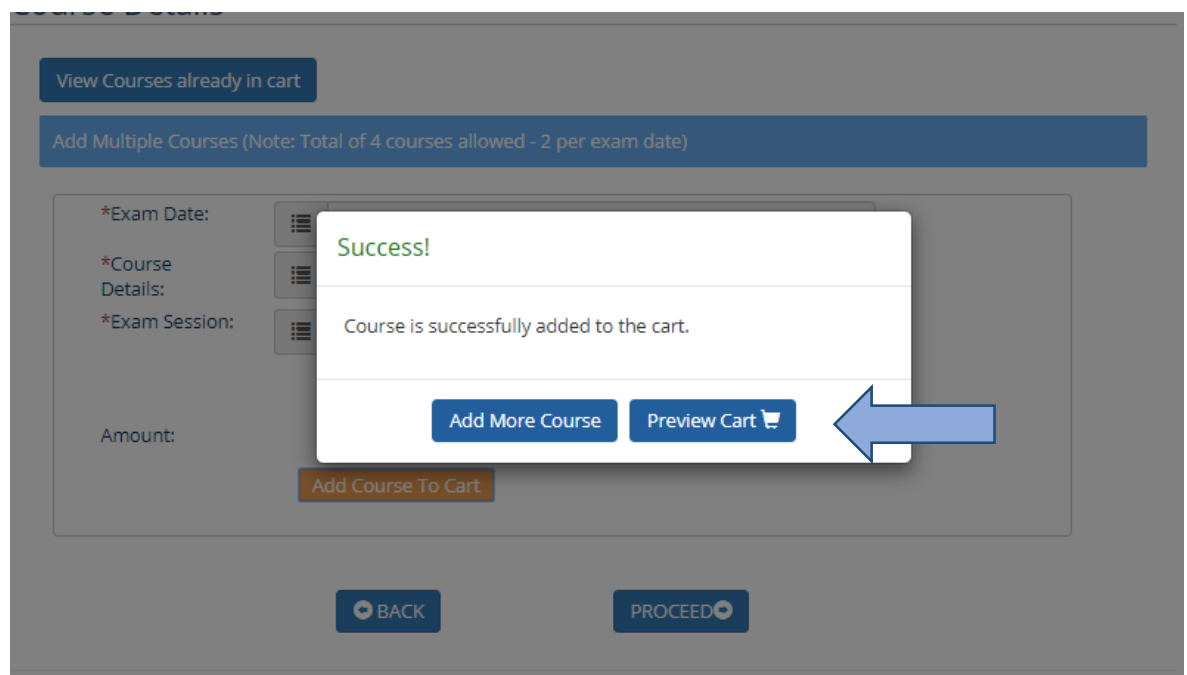
Disclaimer

Click on Add Course to Cart Button before clicking on proceed Button

- Check amount and click on ‘Add course to Cart’ button –



8. Click on ‘Preview Cart’ button if you wish to see selected courses in cart
If you wish to add more courses on cart, please click on ‘Add More Courses’ button



9. Check the details and click on 'Preview & Checkout' button

Basic Information

College Details

Address Details

Photo And Signature

Course Details

Unpaid Course List

S.No	Course Name	Exam Date	Exam Session	Amount	Payment Status	Action
1	Brand Management	2019-11-9	09:00 AM - 12:00 PM, 09th-Nov-2019	1	Payment Not Started	

Add More Courses

Payment For All courses

Amount: ₹ 1000

Discount (-): ₹ 0

Total Amount to be Paid: ₹ 1000

Preview & Checkout

10. Check all the details on the Preview page -

Personal Details

Application Number: [REDACTED]2

Date of Birth: [REDACTED]

Phone: [REDACTED]

Disability Reason:

SC/ST/OBC: N

Name: [REDACTED]

Gender: M

Alternative Contact: -

Is your disability 40% or more: N

Category:

College / Organization Details

Your Current Role: Student

City(College / Organization): NARASAPUR

State(College / Organization): ANDHRA PRADESH

Name of College/Organization

Address Details

Address: [REDACTED]
[REDACTED]
[REDACTED] AREA

Village/Town/Area: [REDACTED]

City/District: Mumbai City

State: Maharashtra

Pincode: 440023

Photo and Signature

Photo:

Uploaded photo will appear here for preview

Signature:

Uploaddsignature will appear here for preview

Other Details

How did you know about these courses?:

Friends

Motivation for doing the course?:

For campus recruitment

Can we share your score information with your college?:

Y

Can we share your contact information with potential employers?:

Y

Course Module

S.No	Name	Exam Date	Exam Session	first Choice	Second Choice	Alternate Choice
1	Brand Management	2019-11-9	09:00 AM - 12:00 PM, 09th-Nov-2019	Chandigarh, Chandigarh	Ernakulam, Kerala	Navi Mumbai, Maharashtra

- Check course and amount details –

Course Module

S.No	Name	Exam Date	Exam Session	first Choice	Second Choice	Alternate Choice
1	Brand Management	2019-11-9	09:00 AM - 12:00 PM, 09th-Nov-2019	Chandigarh, Chandigarh	Ernakulam, Kerala	Navi Mumbai, Maharashtra

S.No	Course Name	Exam Date	Exam Session	Amount	Action
1	Brand Management	2019-11-9	09:00 AM - 12:00 PM, 09th-Nov-2019	1	

Total Fee:

₹

Discount (-):

₹ 0

Total Amount to be Paid:

₹

Payment Method

*NOTE: Please choose your payment method

☒ Direct Payment via Netbanking / Credit card / Debit card

TO PROCEED WITH PAYMENT PLEASE VERIFY THE DETAILS ABOVE BEFORE GOING TO PAYMENT GATEWAY

- If you wish to change the exam city choices before making the payment , you can do this by deleting the added course(s)using delete button and re add the same course(s) in the cart and proceed with the payment –

Course Module

S.No	Name	Exam Date	Exam Session	first Choice	Second Choice	Alternate Choice
1	Brand Management	2019-11-9	09:00 AM - 12:00 PM, 09th-Nov-2019	Chandigarh, Chandigarh	Ernakulam, Kerala	Navi Mumbai, Maharashtra

S.No	Course Name	Exam Date	Exam Session	Amount	Action
1	Brand Management	2019-11-9	09:00 AM - 12:00 PM, 09th-Nov-2019	1	

Total Fee:

₹

Discount (-):

₹ 0

Total Amount to be Paid:

₹

Payment Method

*NOTE: Please choose your payment method

☒ Direct Payment via Netbanking / Credit card / Debit card

TO PROCEED WITH PAYMENT PLEASE VERIFY THE DETAILS ABOVE BEFORE GOING TO PAYMENT GATEWAY

- Accept terms & conditions and click on 'Pay Now' button

☒ I agree to the following conditions relevant to the activities on exam day.

1. I will not be allowed to write the exam if I enter the exam venue after the mentioned timing on exam day or do not bring requisite documentation/ID proof.
2. SWAYAM has the right to cancel my registration/withhold results if any malpractice is committed by me during the exam.
3. SWAYAM has the right to cancel the exam in a centre/city owing to unforeseeable circumstances on the day of the exam and can decide on appropriate course of action thereafter.

☒ I agree to the following conditions with respect to the evaluation and publication of results.

1. That my details/testimonial may be used on the portal and on publicity material in case I am a topper in the course.
2. Course Instructor's decision on scores and evaluation is final and no further clarification will be provided.
3. Question paper and solution will not be published for the courses.

☐ I agree - If I fail in any of the exams, SWAYAM WILL NOT conduct Supplementary exams for the same.

Back Profile

Pay Now

11. Choose preferable payment method and click on 'Make Payment' button

The screenshot displays a payment gateway interface. On the left, there is a sidebar with a list of payment methods: Credit Card, Debit Cards, Net Banking, Cash Card, Mobile Payments, and Paytm. The 'Credit Card' option is selected. The main area is divided into two sections: 'Billing Information' and 'Payment Information'. The 'Billing Information' section contains fields for Billing Name, Address, Zip Code, City, State, Select Country, Mobile Number, Email, and Notes (Optional). Below these fields is a checkbox labeled 'My Billing and Shipping address are different'. The 'Payment Information' section shows the 'Credit Card' details, including Card Number, Expiry Date (Month and Year), and CVV. It also displays the total amount payable as 'INR 1000.00' and includes a 'Make Payment' button and a 'Cancel' button. On the right side, there is a box titled 'ORDER DETAILS' showing the Order #, Order Amount (1000.00), Convenience Fee (0.00), Tax (18.00%) (0.00), and Total Amount (INR 1000.00). A blue arrow points to the 'Make Payment' button.

ORDER DETAILS	
Order #:	ea8139c9e21341688912
Order Amount	1000.00
Convenience Fee	0.00
Tax(18.00%)	0.00
Total Amount	INR 1000.00

- After making the payment you will receive an email with course and its payment transaction details

Notes about payment status :

Payment Not started: You haven't initiated any transaction for transaction was cancelled

Payment Failed: Your transaction has failed permanently. No money was not received by SWAYAM team

Payment Pending: Your transaction may be in pending state waiting for confirmation from the Payment Gateway provider.

OR

You abruptly close the transaction window. In that case if no money if debited, clear your cart by going to COURSES section and add those courses and try again to pay

Payment Completed: Your payment is completed you're good to go for the examination

if your payment status does not get updated in next 2-3 days then please send an email to support support@swayam.gov.in.

12. You can also check payment receipt under course details tab

Basic Information

College Details

Address Details

Photo And Signature

Course Details

Paid Courses

S.No	Name	Exam Date	Exam Session	first Choice	Second Choice	Alternate Choice	Paid Via	Payment	Receipt
1	New Product Development	2019-11-9	09:00 AM - 12:00 PM, 09th- Nov-2019	Bhopal, Madhya Pradesh	Indore, Madhya Pradesh	Gwalior, Madhya Pradesh	CCAvenue	✓	
2	Introduction to Retail Management	2019-11-10	09:00 AM - 12:00 PM, 10th- Nov-2019	Bhopal, Madhya Pradesh	Indore, Madhya Pradesh	Gwalior, Madhya Pradesh	CCAvenue	✓	
3	Financial Accounting and Analysis	2019-11-9	02:00 PM - 05:00 PM, 09th- Nov-2019	Bhopal, Madhya Pradesh	Indore, Madhya Pradesh	Gwalior, Madhya Pradesh	CCAvenue	✓	

Unpaid Course List

